

# **EANCOM<sup>®</sup> 2002 S3**

## **COACSU**

### **Commercial account summary message**

#### **Edition 2016**

1. Introduction.....	2
2. Message Structure Chart .....	3
3. Branching Diagram.....	4
4. Segments Description .....	8
5. Segments Layout.....	11
6. Example(s) .....	49

## 1. Introduction

---

### Status

MESSAGE TYPE : COACSU  
REFERENCE DIRECTORY : D.01B  
EANCOM® SUBSET VERSION : 004

### Definition

A Commercial Account Summary message enables the transmission of commercial data concerning payments made and outstanding items on an account over a period of time. The message may be exchanged by trading partners or may be sent by parties to their authorised agents (e.g., accountants).

### Principles

A Commercial Account Summary may;

- refer to Invoices, Credit Notes, Debit Notes, or payments over a period of time.
- refer to only one commercial account, in one payment currency.
- be initiated at any time by a party, depending upon agreement between the parties involved.
- provide information on a commercial account over a period of time. When the message is used in this way both payments made and amounts outstanding may be detailed.
- be used to provide aged analysis details on payments made and, or, amounts outstanding over periods defined by the parties.
- be used as a reminder of payment due for the current accounting period.
- be used as a demand for payment and detail penalties for amounts outstanding from previous accounting periods.
- be used to help in the reconciliation of commercial accounts when detailing payments made.
- be used to summarise other forms of commercial data such as pro-forma invoices.

The Commercial Account Summary can also be used as a response to a previous Commercial Account Summary. In that way it may be:

- An acknowledgement of receipt and understanding of data;
- A confirmation of acceptance;
- A notification of non-acceptance of all or part of the message;
- A COACSU response may refer to one or more outstanding items (e.g. Invoices);
- A COACSU may be responded to by one response message.

## 2. Message Structure Chart

### Commercial Account Summary Heading Section

UNH	1	M	1	- Message header
BGM	2	M	1	- Beginning of message
DTM	3	M	9	- Date/time/period
FTX	4	C	99	- Free text
SG1	+	C	9	- RFF
RFF	+	5	M 1	- Reference
SG2		C	99	- NAD-FII-SG3-SG4
NAD	6	M	1	- Name and address
FII	7	C	9	- Financial institution information
SG3		C	9	- RFF
RFF	8	M	1	- Reference
SG4		C	9	- CTA-COM
CTA	9	M	1	- Contact information
COM	10	C	9	- Communication contact
SG5		C	9	- CUX
CUX	11	M	1	- Currencies
SG6		C	9	- PYT-MOA-PCD-DTM-FII-PAI
PYT	12	M	1	- Payment terms
MOA	13	C	9	- Monetary amount
PCD	14	C	9	- Percentage details
DTM	15	C	9	- Date/time/period
FII	16	C	1	- Financial institution information
PAI	17	C	9	- Payment instructions

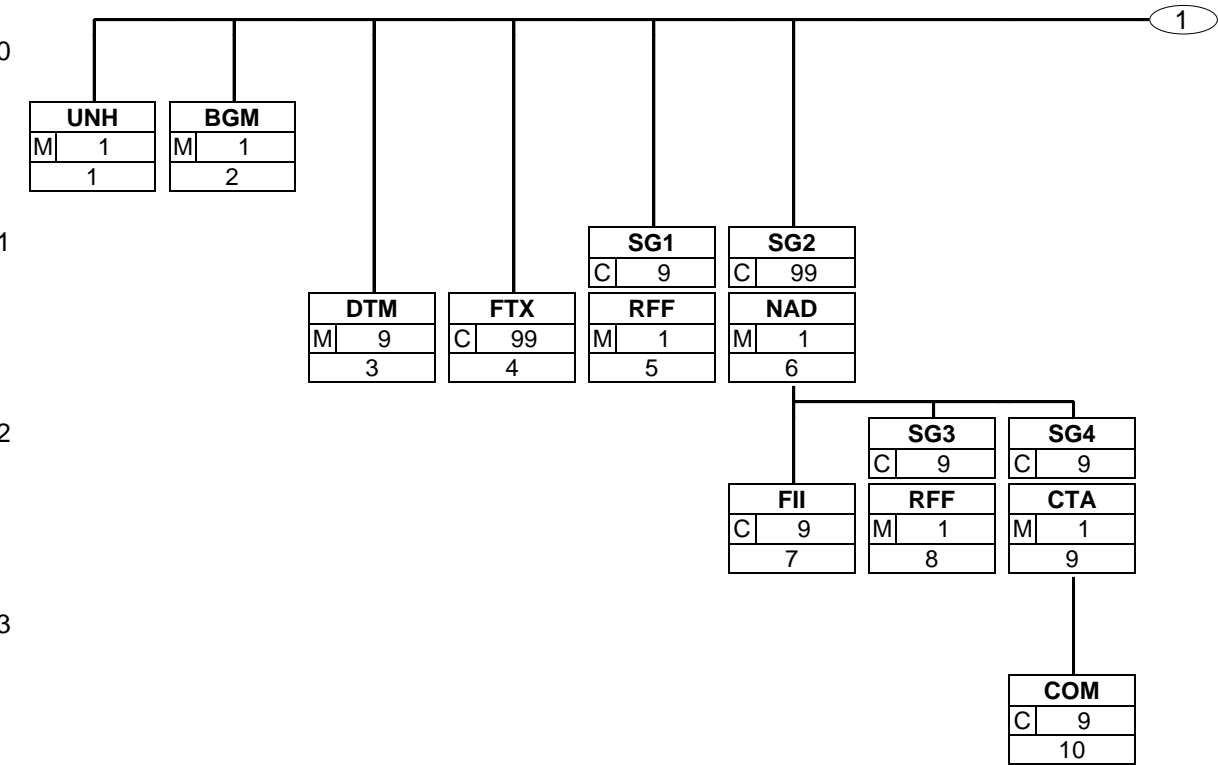
### Commercial Account Summary Detail Section

SG7		C	99999	- DOC-DTM-SG8-SG10
DOC	18	M	1	- Document/message details
DTM	19	C	9	- Date/time/period
SG8		C	9	- NAD-SG9
NAD	20	M	1	- Name and address
SG9		C	99	- RFF-DTM
RFF	21	M	1	- Reference
DTM	22	C	9	- Date/time/period
SG10		C	99	- MOA-TAX-SG11
MOA	23	M	1	- Monetary amount
TAX	24	C	9	- Duty/tax/fee details
SG11		C	9	- AJT-MOA-RFF
AJT	25	M	1	- Adjustment details
MOA	26	M	1	- Monetary amount
RFF	27	C	1	- Reference

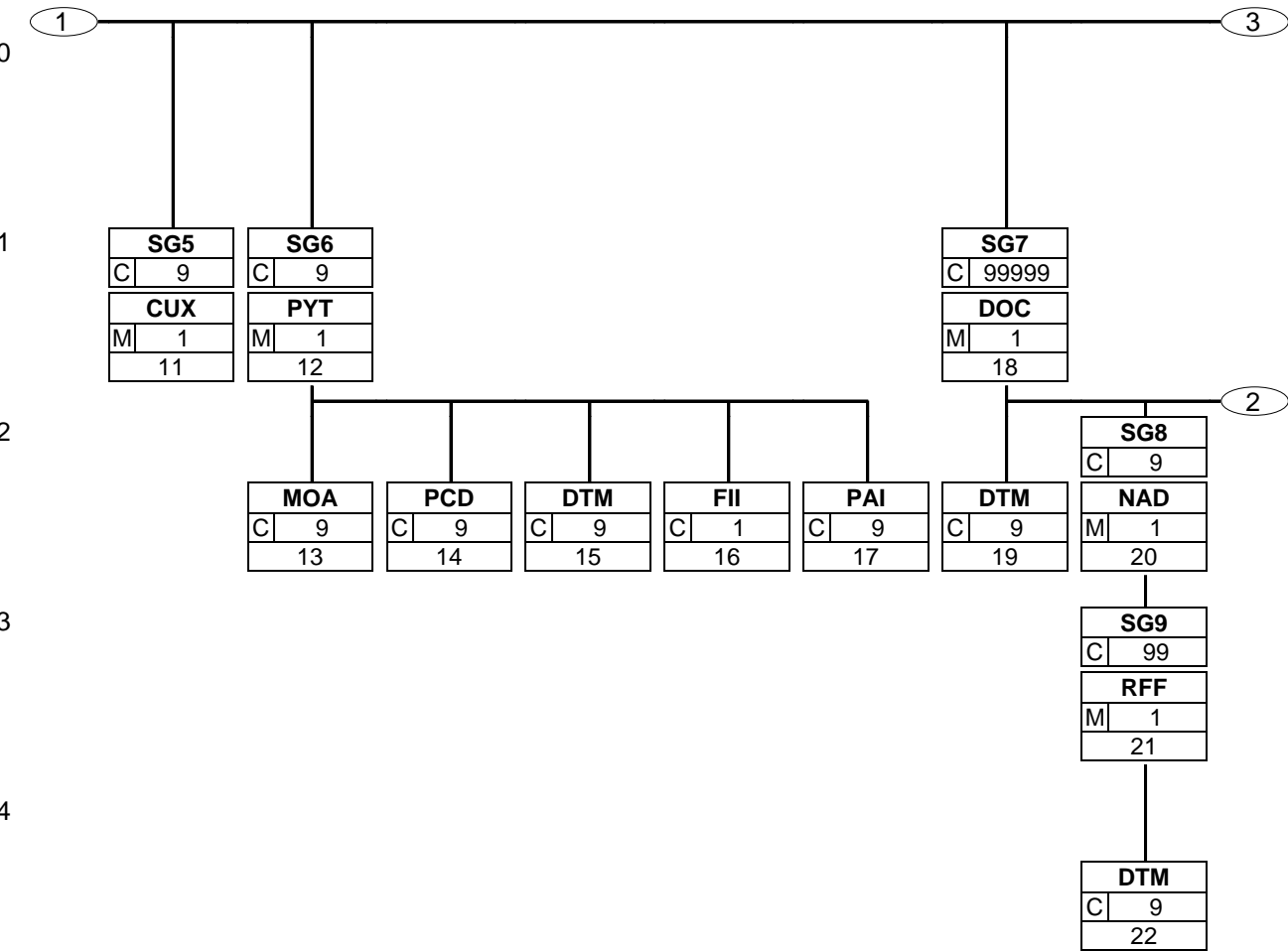
### Commercial Account Summary Summary Section

UNS	28	M	1	- Section control
SG12		C	99	- MOA-TAX-DTM
MOA	29	M	1	- Monetary amount
TAX	30	C	9	- Duty/tax/fee details
DTM	31	C	9	- Date/time/period
CNT	+	32	C 1	- Control total
UNT		33	M 1	- Message trailer

3. Branching Diagram

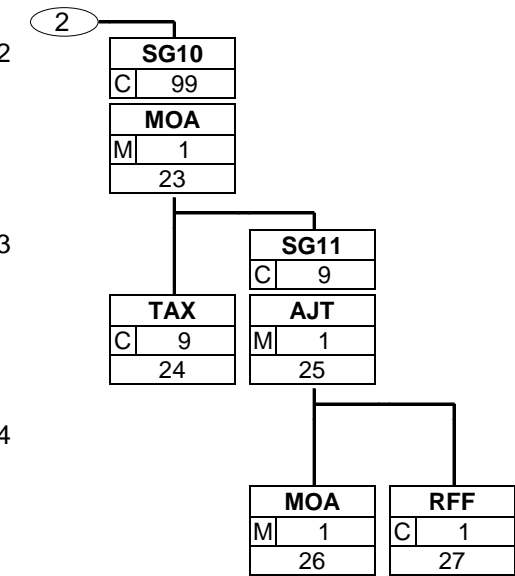


3. Branching Diagram



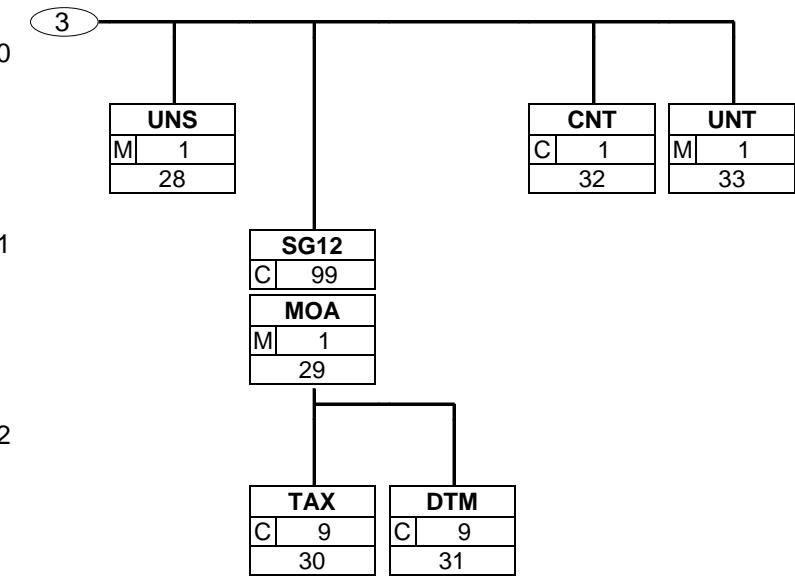
### 3. Branching Diagram

---



3. Branching Diagram

---



## 4. Segments Description

---

### Commercial Account Summary Heading Section

UNH - M 1	- Message header This segment is used to head, identify and specify a message.
BGM - M 1	- Beginning of message This segment is used to indicate the type and function of a message and to transmit the identifying number.
DTM - M 9	- Date/time/period This segment is used to specify any dates related to the commercial account summary.
FTX - C 99	- Free text This segment is used to provide additional free text information related to the entire message.
<b>SG1</b> - C 9	- <b>RFF</b> A group of segments to provide references related to the heading section.
RFF - M 1	- Reference This segment is used to provide references related to the heading section.
<b>SG2</b> - C 99	- <b>NAD-FII-SG3-SG4</b> A group of segments identifying the parties involved in the transaction, financial information for the parties, and the contact points and numbers.
NAD - M 1	- Name and address This segment is used to identify the trading parties involved in the commercial account summary process. Identification of the buyer and supplier of goods and services is recommended in the commercial account summary.
FII - C 9	- Financial institution information This segment is used to identify the financial institution and account details of the party identified in the previous NAD segment.
<b>SG3</b> - C 9	- <b>RFF</b> A group of segments for specifying any references relating to the identified party.
RFF - M 1	- Reference This segment is used to specify reference numbers related to the parties identified in the previous NAD segment.
<b>SG4</b> - C 9	- <b>CTA-COM</b> A group of segments identifying the contact person or department for a trading party and specifying the communication channel and number.
CTA - M 1	- Contact information This segment is used to identify the department and/or person within the party specified in the NAD.
COM - C 9	- Communication contact This segment is used to identify the communications number and the type of communications used for the person and/or department identified in the CTA segment.
<b>SG5</b> - C 9	- <b>CUX</b> A group of segments specifying the currencies and related dates/periods valid for the whole commercial account summary.
CUX - M 1	- Currencies This segment is used to specify the currency applicable to all monetary amounts detailed in the message.



#### 4. Segments Description

---

<b>SG6</b> - C 9	<b>- PYT-MOA-PCD-DTM-FII-PAI</b> A group of segments specifying the payment and penalty terms for the commercial account summary message.
PYT - M 1	- Payment terms This segment is used by the issuer of the commercial account summary to specify payment terms applicable to the complete message.
MOA - C 9	- Monetary amount This segment is used to specify monetary values which will be allowed or charged if the party receiving the message pays (does not pay) to terms.
PCD - C 9	- Percentage details This segment is used to specify percentages which will be allowed or charged if the party receiving the message pays (does not pay) to terms.
DTM - C 9	- Date/time/period This segment is used to specify any dates associated with the payment terms.
FII - C 1	- Financial institution information This segment is used to specify any financial institution information which is specific to the payment terms previously detailed.
PAI - C 9	- Payment instructions This segment is used to specify any payment instructions which are specific to the current payment terms.

##### Commercial Account Summary Detail Section

<b>SG7</b> - C 99999	<b>- DOC-DTM-SG8-SG10</b> A group of segments identifying documents and their numbers, e.g. invoices or credit notes to which the commercial account summary refers. The group may contain details of the monetary values associated with the documents and any relevant dates. There must be at least one occurrence of this group within the commercial account summary message.
DOC - M 1	- Document/message details This segment is used to identify the document for which summary information is being provided.
DTM - C 9	- Date/time/period This segment is used to specify dates or periods relating to the documents given in the previous DOC segment.
<b>SG8</b> - C 9	<b>- NAD-SG9</b> A group of segments to identify parties and any associated references related to the current document.
NAD - M 1	- Name and address This segment is used to identify the parties associated with the document identified in the DOC segment.
<b>SG9</b> - C 99	<b>- RFF-DTM</b> A group of segments for specifying any references relating to the party.
RFF - M 1	- Reference This segment is used to specify reference numbers related to the parties identified in the previous NAD segment.
DTM - C 9	- Date/time/period This segment is used to specify dates or periods relating to the references given in the previous RFF segment.

#### 4. Segments Description

---

<b>SG10 - C 99</b>	- <b>MOA-TAX-SG11</b> A group of segments providing total monetary values, tax information, and adjustment details for the currently referenced document.
MOA - M 1	- Monetary amount This segment is used to indicate values associated with the currently identified document, e.g. amount remitted, invoice total amount, etc.
TAX - C 9	- Duty/tax/fee details This segment is used to specify the type and rate of tax or duty applicable to the amount specified in the previous MOA segment.
<b>SG11 - C 9</b>	- <b>AJT-MOA-RFF</b> A group of segments providing adjustment details related to the monetary value for the currently referenced document.
AJT - M 1	- Adjustment details This segment is used to indicate the reason for an adjustment to the document monetary amount.
MOA - M 1	- Monetary amount This segment is used to indicate the value of an adjustment made to the amount specified in the MOA segment in group 10.
RFF - C 1	- Reference This segment is used to specify any references related to the previously specified adjustment details.

#### Commercial Account Summary Summary Section

UNS - M 1	- Section control This segment is used to identify the break between the message detail and message trailer sections.
<b>SG12 - C 99</b>	- <b>MOA-TAX-DTM</b> A group of segments specifying the total amounts, tax information, and any pertinent dates for the complete commercial account summary
MOA - M 1	- Monetary amount This segment is used to indicate total values for the complete message and/or the breakdown of tax values for each rate of tax detailed in the following TAX segment.
TAX - C 9	- Duty/tax/fee details This segment is used to specify the type and rate of tax or duty applicable to the amount specified in the previous MOA segment.
DTM - C 9	- Date/time/period This segment is used to specify any dates associated with the monetary amounts specified in the previous MOA segment.
CNT - C 1	- Control total This segment is used to indicate controls.
UNT - M 1	- Message trailer This segment is a mandatory UN/EDIFACT segment. It must always be the last segment in the message.

## 5. Segments Layout

This section describes each segment used in the EANCOM® Commercial Account Summary message. The original EDIFACT segment layout is listed. The appropriate comments relevant to the EANCOM® subset are indicated.

### Notes:

1. The segments are presented in the sequence in which they appear in the message. The segment or segment group tag is followed by the (M)andatory / (C)onditional indicator, the maximum number of occurrences and the segment description.

2. Reading from left to right, in column one, the data element tags and descriptions are shown, followed by in the second column the EDIFACT status (M or C), the field format, and the picture of the data elements. These first pieces of information constitute the original EDIFACT segment layout.

Following the EDIFACT information, EANCOM® specific information is provided in the third, fourth, and fifth columns. In the third column a status indicator for the use of (C)onditional EDIFACT data elements (see 2.1 through 2.3 below), in the fourth column the restricted indicator (see point 3 on the following page), and in the fifth column notes and code values used for specific data elements in the message.

2.1 (M)andatory data elements in EDIFACT segments retain their status in EANCOM®.

2.2 Additionally, there are five types of status for data elements with a (C)onditional EDIFACT status, whether for simple, component or composite data elements. These are listed below and can be identified when relevant by the following abbreviations:

- REQUIRED	<b>R</b>	Indicates that the entity is required and must be sent.
- ADVISED	<b>A</b>	Indicates that the entity is advised or recommended.
- DEPENDENT	<b>D</b>	Indicates that the entity must be sent in certain conditions, as defined by the relevant explanatory note.
- OPTIONAL	<b>O</b>	Indicates that the entity is optional and may be sent at the discretion of the user.
- NOT USED	<b>N</b>	Indicates that the entity is not used and should be omitted.

2.3 If a composite is flagged as **N, NOT USED**, all data elements within that composite will have blank status indicators assigned to them.

3. Status indicators detailed in the fourth column which directly relate to the code values detailed in the fifth **column** may have two values:

- RESTRICTED	<b>*</b>	A data element marked with an asterisk (*) in the fourth column indicates that the listed codes in column five are the only codes available for use with this data element, in this segment, in this message.
- OPEN		All data elements where coded representation of data is possible and a restricted set of code values is not indicated are open (no asterisk in fourth column). The available codes are listed in the EANCOM® Data Elements and Code Sets Directory. Code values may be given as examples or there may be a note on the format or type of code to be used.

4. Different colours are used for the code values in the segment details: restricted codes are in red and open codes in blue.

## 5. Segments Layout

Segment number: 1

<b>UNH</b> - M 1 - Message header				
Function: To head, identify and specify a message.				
	EDIFACT	GS1	*	Description
0062 Message reference number	M an..14	<b>M</b>		Senders unique message reference. Sequence number of messages in the interchange. DE 0062 in UNT will have the same value. Generated by the sender.
S009 MESSAGE IDENTIFIER	M	<b>M</b>		
0065 Message type	M an..6	<b>M</b>	*	COACSU = <b>Commercial account summary message</b>
0052 Message version number	M an..3	<b>M</b>	*	D = <b>Draft version/UN/EDIFACT Directory</b>
0054 Message release number	M an..3	<b>M</b>	*	01B = <b>Release 2001 - B</b>
0051 Controlling agency	M an..2	<b>M</b>	*	UN = <b>UN/CEFACT</b>
0057 Association assigned code	C an..6	<b>R</b>	*	EAN004 = <b>GS1 version control number (GS1 Permanent Code)</b> Indicates that the message is the EANCOM version 004 of the UNSM Commercial Account Summary.
0068 Common access reference	C an..35	<b>N</b>		
S010 STATUS OF THE TRANSFER	C	<b>N</b>		
0070 Sequence of transfers	M n..2			
0073 First and last transfer	C a1			
Segment Notes: This segment is used to head, identify and specify a message. DE's 0065, 0052, and 0054: Indicate that the message is a UNSM Commercial Account Summary message based on the D.01B EDIFACT directory. Example: UNH+ME000001+COACSU:D:01B:UN:EAN004'				

## 5. Segments Layout

Segment number: 2

<b>BGM</b> - M 1 - Beginning of message					
Function: To indicate the type and function of a message and to transmit the identifying number.					
		EDIFACT	GS1	*	Description
C002	DOCUMENT/MESSAGE NAME	C	R		
1001	Document name code	C an..3	R	*	397 = Commercial account summary response 49E = Commercial account summary (GS1 Temporary Code)
1131	Code list identification code	C an..17	N		
3055	Code list responsible agency code	C an..3	D	*	9 = GS1
1000	Document name	C an..35	O		
C106	DOCUMENT/MESSAGE IDENTIFICATION	C	R		
1004	Document identifier	C an..35	R		Number of the COACSU document assigned by document sender. For global unique identification of documents Global Document Type Identifier (GDTI) is available.
1056	Version identifier	C an..9	N		
1060	Revision identifier	C an..6	N		
1225	Message function code	C an..3	R	*	9 = Original 9 = Original - An original transmission of a commercial account summary.
4343	Response type code	C an..3	N		
Segment Notes: This segment is used to indicate the type and function of a message and to transmit the identifying number.  Example: BGM+49E::9+CA5422+9' This example identifies the document as being an original commercial account summary with the reference number CA5422.					

## 5. Segments Layout

Segment number: 3

<b>DTM</b> - M 9 - Date/time/period				
Function: To specify date, and/or time, or period.				
		EDIFACT	GS1	* Description
C507	DATE/TIME/PERIOD	M	M	
2005	Date or time or period function code qualifier	Man..3	M	137 = Document/message date/time 263 = Invoicing period 322 = Accounting period 325 = Tax period
2380	Date or time or period value	C an..35	R	
2379	Date or time or period format code	C an..3	R	102 = CCYYMMDD 718 = CCYYMMDD-CCYYMMDD
Segment Notes: This segment is used to specify any dates related to the commercial account summary. DE 2005: Identification of the 'Document/message date/time' (code value 137) is mandatory in an EANCOM message.  Example: DTM+137:20020701:102' DTM+263:2002060120020630:718' The commercial account summary has a message date of the 1st of July 2002 and covers the invoicing period of the 1st of June 2002 to the 30th of June 2002.				

## 5. Segments Layout

Segment number: 4

<b>FTX</b> - C 99 - Free text				
Function: To provide free form or coded text information.				
	EDIFACT	GS1	*	Description
4451 Text subject code qualifier	M an..3	<b>M</b>		ABN = Accounting information ZZZ = Mutually defined
4453 Free text function code	C an..3	<b>O</b>	*	1 = Text for subsequent use
C107 TEXT REFERENCE	C	<b>D</b>		This composite is only used when trading partners have agreed to use mutually defined code values.
4441 Free text value code	Man..17	<b>M</b>		001 = Reference to standard text between trading partners.
1131 Code list identification code	C an..17	<b>O</b>		
3055 Code list responsible agency code	C an..3	<b>D</b>		91 = Assigned by supplier or supplier's agent 92 = Assigned by buyer or buyer's agent
C108 TEXT LITERAL	C	<b>D</b>		This composite is only used if coded text can not be used.
4440 Free text value	Man..512	<b>M</b>		
4440 Free text value	C an..512	<b>O</b>		
4440 Free text value	C an..512	<b>O</b>		
4440 Free text value	C an..512	<b>O</b>		
4440 Free text value	C an..512	<b>O</b>		
3453 Language name code	C an..3	<b>D</b>		ISO 639 two alpha code This data element is only used when non coded free text has been provided in data element C108.
4447 Free text format code	C an..3	<b>N</b>		
Segment Notes:  This segment is used to provide additional free text information related to the entire message. Use of this segment in free form is not recommended since in most cases it inhibits automatic processing of the commercial account summary. Coded references to standard texts is an available functionality which enables automatic processing and reduces transmission and processing overheads. Standard texts should be mutually defined among trading partners and can be used to cover legal and other requirements.  Example: FTX+ABN+1+001::91' (E.g. Accounting information standard text code 001 = Please note payment and penalty terms).				

## 5. Segments Layout

Segment number: 5

<b>SG1</b> - C 9 - RFF				
<b>RFF</b> - M 1 - Reference				
Function: To specify a reference.				
	EDIFACT	GS1	*	Description
C506 REFERENCE	M	M		
1153 Reference code qualifier	Man..3	M		ABO = <a href="#">Originator's reference</a> CT = <a href="#">Contract number</a> AE = <a href="#">Authorization for expense (AFE) number</a> AKO = <a href="#">Action authorization number</a> ANJ = <a href="#">Authorization number</a> APQ = <a href="#">Commercial account summary reference number</a> PQ = <a href="#">Payment reference</a>
1154 Reference identifier	C an..70	R		
1156 Document line identifier	C an..6	N		
4000 Reference version identifier	C an..35	N		
1060 Revision identifier	C an..6	N		
Segment Notes: This segment is used to provide references related to the heading section.  Example: RFF+CT:TT76GZ45'				



## 5. Segments Layout

Segment number: 6

<b>SG2</b> - C		99 - NAD-FII-SG3-SG4			
<b>NAD</b> - M		1 - Name and address			
Function: To specify the name/address and their related function, either by C082 only and/or unstructured by C058 or structured by C080 thru 3207.					
		EDIFACT	GS1	*	Description
3035	Party function code qualifier	M an..3	M		AB = Buyer's agent/representative BY = Buyer CO = Corporate office II = Issuer of invoice IV = Invoicee PE = Payee PR = Payer SR = Supplier's agent/representative SU = Supplier
C082	PARTY IDENTIFICATION DETAILS	C	A		
3039	Party identifier	M an..35	M		For identification of parties it is recommended to use GLN - Format n13.
1131	Code list identification code	C an..17	N		
3055	Code list responsible agency code	C an..3	R	*	9 = GS1
C058	NAME AND ADDRESS	C	O		This composite may only be used to fulfill the requirements of directive 2003/58/EC, article 4.
3124	Name and address description	M an..35	M		
3124	Name and address description	C an..35	O		
3124	Name and address description	C an..35	O		
3124	Name and address description	C an..35	O		
3124	Name and address description	C an..35	O		
C080	PARTY NAME	C	D		
3036	Party name	M an..35	M		Party Name in clear text.
3036	Party name	C an..35	O		
3036	Party name	C an..35	O		
3036	Party name	C an..35	O		
3036	Party name	C an..35	O		
3045	Party name format code	C an..3	O		
C059	STREET	C	D		
3042	Street and number or post office box identifier	M an..35	M		Building Name/Number and Street Name
3042	Street and number or post office box identifier	C an..35	O		
3042	Street and number or post office box identifier	C an..35	O		
3042	Street and number or post office box identifier	C an..35	O		
3164	City name	C an..35	D		City/Town name, clear text

## 5. Segments Layout

Segment number: 6

		EDIFACT	GS1	*	Description
C819	COUNTRY SUB-ENTITY DETAILS	C	D		
3229	Country sub-entity name code	C an..9	O		
1131	Code list identification code	C an..17	O		
3055	Code list responsible agency code	C an..3	O		
3228	Country sub-entity name	C an..70	O		County/State, clear text.
3251	Postal identification code	C an..17	D		Postal Code
3207	Country name code	C an..3	D		ISO 3166 two alpha code

### Segment Notes:

This segment is used to identify the trading parties involved in the commercial account summary process. Identification of the buyer and supplier of goods and services is recommended in the commercial account summary.

### Example:

NAD+BY+5412345123453::9'  
NAD+SU+5411111123451::9'

### Dependency Notes:

The following composites and data elements are only used when a coded name and address can not be used.

The affected composites and data elements are as follows:

C080 - C059 - 3164 - C819 - 3251 - 3207

## 5. Segments Layout

Segment number: 7

<b>SG2</b>	- C	99 - NAD-FII-SG3-SG4			
<b>FII</b>	- C	9 - Financial institution information			
Function: To identify an account and a related financial institution.					
		EDIFACT	GS1	*	Description
3035	Party function code qualifier	M an..3	<b>M</b>		PB = <a href="#">Paying financial institution</a> RB = <a href="#">Receiving financial institution</a>
C078	ACCOUNT HOLDER IDENTIFICATION	C	<b>R</b>		
3194	Account holder identifier	C an..35	<b>R</b>		
3192	Account holder name	C an..35	<b>O</b>		
3192	Account holder name	C an..35	<b>O</b>		
6345	Currency identification code	C an..3	<b>O</b>		ISO 4217 three alpha code
C088	INSTITUTION IDENTIFICATION	C	<b>D</b>		In some countries it is possible to identify within the account number the institution name and branch. Where this is possible the composite C088 will not be required. For international transactions it is recommended that the need for composite C088 should be checked before sending the message. When using C088 it is recommended that if data element 3433 is not used that 3432 be used, and that when data element 3434 is not used that data element 3436 be used.
3433	Institution name code	C an..11	<b>A</b>		
1131	Code list identification code	C an..17	<b>C</b>		25 = <a href="#">Bank identification</a>
3055	Code list responsible agency code	C an..3	<b>D</b>		5 = <a href="#">ISO (International Organization for Standardization)</a>
3434	Institution branch identifier	C an..17	<b>O</b>		
1131	Code list identification code	C an..17	<b>O</b>		
3055	Code list responsible agency code	C an..3	<b>D</b>		
3432	Institution name	C an..70	<b>O</b>		
3436	Institution branch location name	C an..70	<b>O</b>		
3207	Country name code	C an..3	<b>O</b>		ISO 3166 two alpha code
Segment Notes:					
This segment is used to identify the financial institution and account details of the party identified in the previous NAD segment.					
Example: FII+PB+24680123+KREDBEBB:25:5'					
The bank receiving the commercial account summary message is identified using the bank identification code KREDBEBB (which is maintained by ISO).					

## 5. Segments Layout

Segment number: 8

<b>SG2</b>	- C	99 - NAD-FII-SG3-SG4			
<b>SG3</b>	- C	9 - RFF			
<b>RFF</b>	- M	1 - Reference			
Function: To specify a reference.					
		EDIFACT	GS1	*	Description
C506	REFERENCE	M	M		
1153	Reference code qualifier	M an..3	M	*	GN = Government reference number VA = VAT registration number XA = Company/place registration number CAN = Company trading account number (GS1 Temporary Code) YC1 = Additional party identification (GS1 Temporary Code)
1154	Reference identifier	C an..70	R		
1156	Document line identifier	C an..6	N		
4000	Reference version identifier	C an..35	N		
1060	Revision identifier	C an..6	N		
Segment Notes: This segment is used to specify reference numbers related to the parties identified in the previous NAD segment.  Example: RFF+VA:VR12345'					

## 5. Segments Layout

Segment number: 9

<b>SG2</b>	- C	99 - NAD-FII-SG3-SG4
<b>SG4</b>	- C	9 - CTA-COM
<b>CTA</b>	- M	1 - Contact information

Function:				
To identify a person or a department to whom communication should be directed.				
		EDIFACT	GS1	* Description
3139	Contact function code	C an..3	<b>R</b>	
				AD = <a href="#">Accounting contact</a> AP = <a href="#">Accounts payable contact</a> AR = <a href="#">Accounts receivable contact</a>
C056	DEPARTMENT OR EMPLOYEE DETAILS	C	<b>O</b>	
3413	Department or employee name code	C an..17	<b>O</b>	
3412	Department or employee name	C an..35	<b>O</b>	

Segment Notes:				
This segment is used to identify the department and/or person within the party specified in the NAD.				
Global Location Number GLN - Format n13 - is particularly suitable for this purpose.				
Example:				
CTA+AD+:MARK CARTER'				

## 5. Segments Layout

Segment number: 10

<b>SG2</b>	- C	99 - NAD-FII-SG3-SG4
<b>SG4</b>	- C	9 - CTA-COM
<b>COM</b>	- C	9 - Communication contact
Function:		
To identify a communication number of a department or a person to whom communication should be directed.		
	EDIFACT	GS1 * Description
C076 COMMUNICATION CONTACT	M	M
3148 Communication address identifier	Man..512	M
3155 Communication address code qualifier	Man..3	M
EI = <a href="#">EDI</a> EM = <a href="#">Electronic mail</a> TE = <a href="#">Telephone</a> AO = <a href="#">Uniform Resource Location (URL)</a>		
Segment Notes:		
This segment is used to identify the communications number and the type of communications used for the person and/or department identified in the CTA segment.		
Example:		
COM+00448132445322:TE'		

## 5. Segments Layout

Segment number: 11

<b>SG5</b> - C 9 - CUX				
<b>CUX</b> - M 1 - Currencies				
Function:				
To specify currencies used in the transaction and relevant details for the rate of exchange.				
	EDIFACT	GS1	*	Description
C504 CURRENCY DETAILS	C	R		
6347 Currency usage code qualifier	Man..3	M	*	2 = Reference currency
6345 Currency identification code	C an..3	R		ISO 4217 three alpha
6343 Currency type code qualifier	C an..3	R		4 = Invoicing currency 11 = Payment currency
6348 Currency rate value	C n..4	N		
C504 CURRENCY DETAILS	C	N		
6347 Currency usage code qualifier	Man..3			
6345 Currency identification code	C an..3			
6343 Currency type code qualifier	C an..3			
6348 Currency rate value	C n..4			
5402 Currency exchange rate	C n..12	N		
6341 Exchange rate currency market identifier	C an..3	N		
Segment Notes:				
This segment is used to specify the currency applicable to all monetary amounts detailed in the message. As the message is a single currency message the second occurrence of C504 and data element 5402 should not be used.				
Example: CUX+2:EUR:11'				

## 5. Segments Layout

Segment number: 12

<b>SG6</b> - C		9 - PYT-MOA-PCD-DTM-FII-PAI			
<b>PYT</b> - M		1 - Payment terms			
Function:					
To specify the terms of payment.					
		EDIFACT	GS1	*	Description
4279	Payment terms type code qualifier	M an..3	<b>M</b>		1 = <a href="#">Basic</a> 3 = <a href="#">Fixed date</a> 7 = <a href="#">Extended</a> 20 = <a href="#">Penalty terms</a> 21 = <a href="#">Payment by instalment</a> 22 = <a href="#">Discount</a>
C019	PAYMENT TERMS	C	<b>N</b>		
4277	Payment terms description identifier	C an..17			
1131	Code list identification code	C an..17			
3055	Code list responsible agency code	C an..3			
4276	Payment terms description	C an..35			
2475	Time reference code	C an..3	<b>O</b>		7 = <a href="#">Date of present document</a>
2009	Terms time relation code	C an..3	<b>O</b>		3 = <a href="#">After reference</a>
2151	Period type code	C an..3	<b>O</b>		D = <a href="#">Day</a> M = <a href="#">Month</a> WD = <a href="#">Working days</a> Y = <a href="#">Year</a>
2152	Period count quantity	C n..3	<b>O</b>		Number of periods for payment.
Segment Notes:					
This segment is used by the issuer of the commercial account summary to specify payment terms applicable to the complete message.					
Example:					
The following example indicates basic payment terms with payment due 30 days after the reference date which is the date of the present commercial account summary.					
PYT+1++7+3+D+30'					



## 5. Segments Layout

Segment number: 13

<b>SG6</b>		- C	9 -	PYT-MOA-PCD-DTM-FII-PAI
<b>MOA</b>		- C	9 -	Monetary amount
Function: To specify a monetary amount.				
		EDIFACT	GS1	* Description
C516	MONETARY AMOUNT	M	M	
5025	Monetary amount type code qualifier	Man..3	M	21 = Cash discount 23 = Charge amount 28E = Financing allowance/charge (GS1 Temporary Code)
5004	Monetary amount	C n..35	R	Actual value being charged/discounted.
6345	Currency identification code	C an..3	N	
6343	Currency type code qualifier	C an..3	N	
4405	Status description code	C an..3	N	
Segment Notes:  This segment is used to specify monetary values which will be allowed or charged if the party receiving the message pays (does not pay) to terms.  Example: MOA+21:100'				

## 5. Segments Layout

Segment number: 14

<b>SG6</b>		- C	9 -	PYT-MOA-PCD-DTM-FII-PAI
<b>PCD</b>		- C	9 -	Percentage details
Function:				
To specify percentage information.				
		EDIFACT	GS1	* Description
C501	PERCENTAGE DETAILS	M	M	
5245	Percentage type code qualifier	Man..3	M	7 = <a href="#">Percentage of invoice</a> 12 = <a href="#">Discount</a> 15 = <a href="#">Penalty percentage</a> 16 = <a href="#">Interest percentage</a>
5482	Percentage	C n..10	R	
5249	Percentage basis identification code	C an..3	O	13 = <a href="#">Invoice value</a>
1131	Code list identification code	C an..17	O	
3055	Code list responsible agency code	C an..3	D	
4405	Status description code	C an..3	N	
Segment Notes:				
This segment is used to specify percentages which will be allowed or charged if the party receiving the message pays (does not pay) to terms.				
Example:				
PCD+15:2.5:13'				

## 5. Segments Layout

Segment number: 15

<b>SG6</b>	- C	9 -	PYT-MOA-PCD-DTM-FII-PAI		
<b>DTM</b>	- C	9 -	Date/time/period		
Function:					
To specify date, and/or time, or period.					
		EDIFACT	GS1	*	Description
C507	DATE/TIME/PERIOD	M	M		
2005	Date or time or period function code qualifier	M an..3	M	*	12 = Terms discount due date/time 13 = Terms net due date 209 = Value date
2380	Date or time or period value	C an..35	R		
2379	Date or time or period format code	C an..3	R		102 = CCYYMMDD 203 = CCYYMMDDHHMM
Segment Notes:					
This segment is used to specify any dates associated with the payment terms.					
Example:					
DTM+13:20020831:102'					
Net due date for payment is the 31st August 2002.					

## 5. Segments Layout

Segment number: 16

<b>SG6</b>	- C	9 - PYT-MOA-PCD-DTM-FII-PAI			
<b>FII</b>	- C	1 - Financial institution information			
Function: To identify an account and a related financial institution.					
		EDIFACT	GS1	*	Description
3035	Party function code qualifier	M an..3	<b>M</b>		OR = <a href="#">Ordered bank</a>
C078	ACCOUNT HOLDER IDENTIFICATION	C	<b>R</b>		
3194	Account holder identifier	C an..35	<b>R</b>		
3192	Account holder name	C an..35	<b>O</b>		
3192	Account holder name	C an..35	<b>O</b>		
6345	Currency identification code	C an..3	<b>O</b>		ISO 4217 three alpha code
C088	INSTITUTION IDENTIFICATION	C	<b>R</b>		When using C088 it is recommended that if data element 3433 is not used that 3432 be used, and that when data element 3434 is not used that data element 3436 be used.
3433	Institution name code	C an..11	<b>R</b>		
1131	Code list identification code	C an..17	<b>O</b>		25 = <a href="#">Bank identification</a>
3055	Code list responsible agency code	C an..3	<b>D</b>		5 = <a href="#">ISO (International Organization for Standardization)</a>
3434	Institution branch identifier	C an..17	<b>O</b>		
1131	Code list identification code	C an..17	<b>O</b>		
3055	Code list responsible agency code	C an..3	<b>D</b>		
3432	Institution name	C an..70	<b>O</b>		
3436	Institution branch location name	C an..70	<b>O</b>		
3207	Country name code	C an..3	<b>O</b>		ISO 3166 two alpha code
Segment Notes:					
This segment is used to specify any financial institution information which is specific to the payment terms previously detailed.					
Example:					
FII+MR++KREDBEBB:25:5'					
The bank receiving the commercial account summary message is identified using the bank identification code KREDBEBB (which is maintained by ISO).					

## 5. Segments Layout

Segment number: 17

<b>SG6</b> - C 9 - PYT-MOA-PCD-DTM-FII-PAI				
<b>PAI</b> - C 9 - Payment instructions				
Function:				
To specify the instructions for payment.				
		EDIFACT	GS1	* Description
C534	PAYMENT INSTRUCTION DETAILS	M	M	
4439	Payment conditions code	C an..3	O	
4431	Payment guarantee means code	C an..3	O	
4461	Payment means code	C an..3	O	42 = <a href="#">Payment to bank account</a>
1131	Code list identification code	C an..17	O	
3055	Code list responsible agency code	C an..3	D	
4435	Payment channel code	C an..3	O	
Segment Notes:				
This segment is used to specify any payment instructions which are specific to the current payment terms.				
Example:				
PAI+::42'				

## 5. Segments Layout

Segment number: 18

<b>SG7</b> - C 99999 - DOC-DTM-SG8-SG10				
<b>DOC</b> - M 1 - Document/message details				
Function: To identify documents and details directly related to it.				
	EDIFACT	GS1	*	Description
C002	DOCUMENT/MESSAGE NAME	M	M	
1001	Document name code	C an..3	R	82 = Metered services invoice 83 = Credit note related to financial adjustments 84 = Debit note related to financial adjustments 380 = Commercial invoice 381 = Credit note - goods and services 383 = Debit note - goods and services 385 = Consolidated invoice 386 = Prepayment invoice 389 = Self-billed invoice 390 = Delcredere invoice 393 = Factored invoice 481 = Remittance advice
1131	Code list identification code	C an..17	O	
3055	Code list responsible agency code	C an..3	D	
1000	Document name	C an..35	N	
C503	DOCUMENT/MESSAGE DETAILS	C	R	
1004	Document identifier	C an..35	R	
1373	Document status code	C an..3	N	
1366	Document source description	C an..70	N	
3453	Language name code	C an..3	N	
1056	Version identifier	C an..9	N	
1060	Revision identifier	C an..6	N	
3153	Communication medium type code	C an..3	N	
1220	Document copies required quantity	C n..2	N	
1218	Document originals required quantity	C n..2	N	
Segment Notes: This segment is used to identify the document for which summary information is being provided.  Example: DOC+380+253-94'				

## 5. Segments Layout

Segment number: 19

<b>SG7</b>		- C	99999 - DOC-DTM-SG8-SG10		
<b>DTM</b>		- C	9 - Date/time/period		
Function:					
To specify date, and/or time, or period.					
		EDIFACT	GS1	*	Description
C507	DATE/TIME/PERIOD	M	M		
2005	Date or time or period function code qualifier	M an..3	M	*	137 = Document/message date/time 140 = Payment due date
2380	Date or time or period value	C an..35	R		
2379	Date or time or period format code	C an..3	R		102 = CCYYMMDD 718 = CCYYMMDD-CCYYMMDD
Segment Notes:					
This segment is used to specify dates or periods relating to the documents given in the previous DOC segment.					
Example:					
DTM+137:20020511:102'					

## 5. Segments Layout

Segment number: 20

<b>SG7</b>	- C	99999 - DOC-DTM-SG8-SG10			
<b>SG8</b>	- C	9 - NAD-SG9			
<b>NAD</b>	- M	1 - Name and address			
Function:					
To specify the name/address and their related function, either by C082 only and/or unstructured by C058 or structured by C080 thru 3207.					
		EDIFACT	GS1	*	Description
3035	Party function code qualifier	M an..3	M		AB = Buyer's agent/representative BY = Buyer CO = Corporate office DP = Delivery party II = Issuer of invoice IV = Invoicee PE = Payee PR = Payer SR = Supplier's agent/representative SU = Supplier
C082	PARTY IDENTIFICATION DETAILS	C	A		
3039	Party identifier	M an..35	M		For identification of parties it is recommended to use GLN - Format n13.
1131	Code list identification code	C an..17	N		
3055	Code list responsible agency code	C an..3	R	*	9 = GS1
C058	NAME AND ADDRESS	C	O		This composite may only be used to fulfill the requirements of directive 2003/58/EC, article 4.
3124	Name and address description	M an..35	M		
3124	Name and address description	C an..35	O		
3124	Name and address description	C an..35	O		
3124	Name and address description	C an..35	O		
3124	Name and address description	C an..35	O		
C080	PARTY NAME	C	D		
3036	Party name	M an..35	M		Party Name in clear text.
3036	Party name	C an..35	O		
3036	Party name	C an..35	O		
3036	Party name	C an..35	O		
3036	Party name	C an..35	O		
3045	Party name format code	C an..3	O		
C059	STREET	C	D		
3042	Street and number or post office box identifier	M an..35	M		Building Name/Number and Street Name
3042	Street and number or post office box identifier	C an..35	O		
3042	Street and number or post office box identifier	C an..35	O		
3042	Street and number or post office box identifier	C an..35	O		



## 5. Segments Layout

Segment number: 20

		EDIFACT	GS1	*	Description
3164	City name	C an..35	<b>D</b>		City/Town name, clear text
C819	COUNTRY SUB-ENTITY DETAILS	C	<b>D</b>		
3229	Country sub-entity name code	C an..9	<b>O</b>		
1131	Code list identification code	C an..17	<b>O</b>		
3055	Code list responsible agency code	C an..3	<b>O</b>		
3228	Country sub-entity name	C an..70	<b>O</b>		County/State, clear text.
3251	Postal identification code	C an..17	<b>D</b>		Postal Code
3207	Country name code	C an..3	<b>D</b>		ISO 3166 two alpha code

### Segment Notes:

This segment is used to identify the parties associated with the document identified in the DOC segment.

### Example:

NAD+DP+5412345111115::9'

### Dependency Notes:

The following composites and data elements are only used when a coded name and address can not be used.

The affected composites and data elements are as follows:

C080 - C059 - 3164 - C819 - 3251 - 3207

## 5. Segments Layout

Segment number: 21

<b>SG7</b>	- C	99999 - DOC-DTM-SG8-SG10
<b>SG8</b>	- C	9 - NAD-SG9
<b>SG9</b>	- C	99 - RFF-DTM
<b>RFF</b>	- M	1 - Reference

Function:  
To specify a reference.

		EDIFACT	GS1	*	Description
C506	REFERENCE	M	<b>M</b>		
1153	Reference code qualifier	M an..3	<b>M</b>		AAK = <a href="#">Despatch advice number</a> BO = <a href="#">Blanket order number</a> DQ = <a href="#">Delivery note number</a> ON = <a href="#">Order number (buyer)</a> PL = <a href="#">Price list number</a> RA = <a href="#">Remittance advice number</a> VN = <a href="#">Order number (supplier)</a>
1154	Reference identifier	C an..70	<b>R</b>		
1156	Document line identifier	C an..6	<b>O</b>		
4000	Reference version identifier	C an..35	<b>N</b>		
1060	Revision identifier	C an..6	<b>N</b>		

Segment Notes:  
  
This segment is used to specify reference numbers related to the parties identified in the previous NAD segment.  
  
Example:  
RFF+ON:VR12345'

## 5. Segments Layout

Segment number: 22

<b>SG7</b>	- C	99999 - DOC-DTM-SG8-SG10			
<b>SG8</b>	- C	9 - NAD-SG9			
<b>SG9</b>	- C	99 - RFF-DTM			
<b>DTM</b>	- C	9 - Date/time/period			
Function:					
To specify date, and/or time, or period.					
		EDIFACT	GS1	*	Description
C507	DATE/TIME/PERIOD	M	M		
2005	Date or time or period function code qualifier	M an..3	M	*	171 = Reference date/time
2380	Date or time or period value	C an..35	R		
2379	Date or time or period format code	C an..3	R		102 = CCYYMMDD 718 = CCYYMMDD-CCYYMMDD
Segment Notes:					
This segment is used to specify dates or periods relating to the references given in the previous RFF segment.					
Example:					
DTM+171:20020501:102'					

## 5. Segments Layout

Segment number: 23

<b>SG7</b>	- C	99999 - DOC-DTM-SG8-SG10
<b>SG10</b>	- C	99 - MOA-TAX-SG11
<b>MOA</b>	- M	1 - Monetary amount

Function:

To specify a monetary amount.

		EDIFACT	GS1	*	Description
C516	MONETARY AMOUNT	M	<b>M</b>		
5025	Monetary amount type code qualifier	Man..3	<b>M</b>		9 = Amount due/amount payable 12 = Amount remitted 39 = Invoice total amount 124 = Tax amount 125 = Taxable amount 201 = Penalty amount
5004	Monetary amount	C n..35	<b>R</b>		
6345	Currency identification code	C an..3	<b>N</b>		
6343	Currency type code qualifier	C an..3	<b>N</b>		
4405	Status description code	C an..3	<b>N</b>		

Segment Notes:

This segment is used to indicate values associated with the currently identified document, e.g. amount remitted, invoice total amount, etc.

Example:

MOA+9:5300'

## 5. Segments Layout

Segment number: 24

<b>SG7</b>	- C	99999 - DOC-DTM-SG8-SG10			
<b>SG10</b>	- C	99 - MOA-TAX-SG11			
<b>TAX</b>	- C	9 - Duty/tax/fee details			
Function:					
To specify relevant duty/tax/fee information.					
		EDIFACT	GS1	*	Description
5283	Duty or tax or fee function code qualifier	M an..3	<b>M</b>		5 = Customs duty 7 = Tax
C241	DUTY/TAX/FEE TYPE	C	<b>D</b>		
5153	Duty or tax or fee type name code	C an..3	<b>O</b>		GST = Goods and services tax VAT = Value added tax
1131	Code list identification code	C an..17	<b>O</b>		
3055	Code list responsible agency code	C an..3	<b>D</b>		
5152	Duty or tax or fee type name	C an..35	<b>O</b>		
C533	DUTY/TAX/FEE ACCOUNT DETAIL	C	<b>O</b>		
5289	Duty or tax or fee account code	M an..6	<b>M</b>		
1131	Code list identification code	C an..17	<b>O</b>		
3055	Code list responsible agency code	C an..3	<b>D</b>		
5286	Duty or tax or fee assessment basis value	C an..15	<b>O</b>		
C243	DUTY/TAX/FEE DETAIL	C	<b>A</b>		
5279	Duty or tax or fee rate code	C an..7	<b>O</b>		
1131	Code list identification code	C an..17	<b>O</b>		
3055	Code list responsible agency code	C an..3	<b>D</b>		
5278	Duty or tax or fee rate	C an..17	<b>R</b>		The actual rate of tax/duty.
5273	Duty or tax or fee rate basis code	C an..12	<b>O</b>		
1131	Code list identification code	C an..17	<b>O</b>		
3055	Code list responsible agency code	C an..3	<b>D</b>		
5305	Duty or tax or fee category code	C an..3	<b>D</b>		A = Mixed tax rate E = Exempt from tax S = Standard rate
3446	Party tax identifier	C an..20	<b>O</b>		
1227	Calculation sequence code	C an..3	<b>N</b>		
Segment Notes:					
This segment is used to specify the type and rate of tax or duty applicable to the amount specified in the previous MOA segment.					
Dependency Notes:					
DE C241 and 5305: Tax types and categories will differ from country to country. They are to be defined by					

## 5. Segments Layout

---

Segment number: 24

national guidelines.

Example:

TAX+7+VAT+++:::21+S'

The value stated in the previous MOA segment is VAT rated at a standard rate of 21%.

## 5. Segments Layout

Segment number: 25

<b>SG7</b>	- C	99999 - DOC-DTM-SG8-SG10
<b>SG10</b>	- C	99 - MOA-TAX-SG11
<b>SG11</b>	- C	9 - AJT-MOA-RFF
<b>AJT</b>	- M	1 - Adjustment details

Function:  
To identify the reason for an adjustment.

	EDIFACT	GS1	*	Description
4465 Adjustment reason description code	M an..3	<b>M</b>		1 = <a href="#">Agreed settlement</a> 3 = <a href="#">Damaged goods</a> 4 = <a href="#">Short delivery</a> 5 = <a href="#">Price query</a> 9 = <a href="#">Invoice error</a>
1082 Line item identifier	C an..6	<b>N</b>		

Segment Notes:  
This segment is used to indicate the reason for an adjustment to the document monetary amount.

Example:  
AJT+4'

## 5. Segments Layout

Segment number: 26

<b>SG7</b>	- C	99999 - DOC-DTM-SG8-SG10
<b>SG10</b>	- C	99 - MOA-TAX-SG11
<b>SG11</b>	- C	9 - AJT-MOA-RFF
<b>MOA</b>	- M	1 - Monetary amount

Function:  
To specify a monetary amount.

	EDIFACT	GS1	*	Description
C516 MONETARY AMOUNT	M	M		
5025 Monetary amount type code qualifier	Man..3	M	*	5 = Adjusted amount
5004 Monetary amount	C n..35	R		All negative adjustments need to show a negative sign ( - ).
6345 Currency identification code	C an..3	N		
6343 Currency type code qualifier	C an..3	N		
4405 Status description code	C an..3	N		

Segment Notes:

This segment is used to indicate the value of an adjustment made to the amount specified in the MOA segment in group 10.

Example:  
MOA+5:300'



## 5. Segments Layout

Segment number: 27

<b>SG7</b>	- C	99999 - DOC-DTM-SG8-SG10
<b>SG10</b>	- C	99 - MOA-TAX-SG11
<b>SG11</b>	- C	9 - AJT-MOA-RFF
<b>RFF</b>	- C	1 - Reference

Function:

To specify a reference.

		EDIFACT	GS1	*	Description
C506	REFERENCE	M	<b>M</b>		
1153	Reference code qualifier	M an..3	<b>M</b>		ALQ = <a href="#">Returns notice number</a> DQ = <a href="#">Delivery note number</a> ON = <a href="#">Order number (buyer)</a> PL = <a href="#">Price list number</a> VN = <a href="#">Order number (supplier)</a>
1154	Reference identifier	C an..70	<b>R</b>		
1156	Document line identifier	C an..6	<b>N</b>		
4000	Reference version identifier	C an..35	<b>N</b>		
1060	Revision identifier	C an..6	<b>N</b>		

Segment Notes:

This segment is used to specify any references related to the previously specified adjustment details.

Example:

RFF+PL:425'

## 5. Segments Layout

---

Segment number:    28

<b>UNS</b> - M                1 - Section control				
Function: To separate header, detail and summary sections of a message.				
Notes: 1. To be used by message designers when required to avoid ambiguities. Mandatory only if specified for the type of message concerned.				
	EDIFACT	GS1	*	Description
0081      Section identification	M a l	<b>M</b>	*	S = <b>Detail/summary section separation</b>
Segment Notes: This segment is used to identify the break between the message detail and message trailer sections.  Example: UNS+S'				

## 5. Segments Layout

Segment number: 29

<b>SG12</b>		- C	99 - MOA-TAX-DTM		
<b>MOA</b>		- M	1 - Monetary amount		
Function: To specify a monetary amount.					
		EDIFACT	GS1	*	Description
C516	MONETARY AMOUNT	M	M		
5025	Monetary amount type code qualifier	M an..3	M		9 = Amount due/amount payable 12 = Amount remitted 176 = Message total duty/tax/fee amount 263 = Outstanding amount 124 = Tax amount 125 = Taxable amount
5004	Monetary amount	C n..35	R		
6345	Currency identification code	C an..3	N		
6343	Currency type code qualifier	C an..3	N		
4405	Status description code	C an..3	N		
Segment Notes:  This segment is used to indicate total values for the complete message and/or the breakdown of tax values for each rate of tax detailed in the following TAX segment.  Example: MOA+9:2100'					

## 5. Segments Layout

Segment number: 30

<b>SG12</b> - C 99 - MOA-TAX-DTM				
<b>TAX</b> - C 9 - Duty/tax/fee details				
Function:				
To specify relevant duty/tax/fee information.				
		EDIFACT	GS1	* Description
5283	Duty or tax or fee function code qualifier	M an..3	M	5 = Customs duty 7 = Tax
C241	DUTY/TAX/FEE TYPE	C	D	
5153	Duty or tax or fee type name code	C an..3	O	GST = Goods and services tax VAT = Value added tax
1131	Code list identification code	C an..17	O	
3055	Code list responsible agency code	C an..3	D	
5152	Duty or tax or fee type name	C an..35	O	
C533	DUTY/TAX/FEE ACCOUNT DETAIL	C	O	
5289	Duty or tax or fee account code	Man..6	M	
1131	Code list identification code	C an..17	O	
3055	Code list responsible agency code	C an..3	D	
5286	Duty or tax or fee assessment basis value	C an..15	O	
C243	DUTY/TAX/FEE DETAIL	C	A	
5279	Duty or tax or fee rate code	C an..7	O	
1131	Code list identification code	C an..17	O	
3055	Code list responsible agency code	C an..3	D	
5278	Duty or tax or fee rate	C an..17	R	The actual rate of tax/duty.
5273	Duty or tax or fee rate basis code	C an..12	O	
1131	Code list identification code	C an..17	O	
3055	Code list responsible agency code	C an..3	D	
5305	Duty or tax or fee category code	C an..3	D	A = Mixed tax rate E = Exempt from tax S = Standard rate
3446	Party tax identifier	C an..20	O	
1227	Calculation sequence code	C an..3	N	
Segment Notes:				
This segment is used to specify the type and rate of tax or duty applicable to the amount specified in the previous MOA segment.				
Dependency Notes:				
DE C241, and 5305: Tax types and categories will vary from country to country. They should be defined by national guidelines.				

## **5. Segments Layout**

---

Segment number:    30

Example: TAX+7+VAT+++:::21+S'
----------------------------------

## 5. Segments Layout

Segment number: 31

<b>SG12</b>	- C	99 - MOA-TAX-DTM			
<b>DTM</b>	- C	9 - Date/time/period			
Function:					
To specify date, and/or time, or period.					
		<b>EDIFACT</b>	<b>GS1</b>	<b>*</b>	<b>Description</b>
C507	DATE/TIME/PERIOD	M	M		
2005	Date or time or period function code qualifier	M an..3	M		138 = <a href="#">Payment date</a> 140 = <a href="#">Payment due date</a> 315 = <a href="#">Agreement to pay date</a>
2380	Date or time or period value	C an..35	R		
2379	Date or time or period format code	C an..3	R		102 = <a href="#">CCYYMMDD</a> 718 = <a href="#">CCYYMMDD-CCYYMMDD</a> 803 = <a href="#">Week</a> 804 = <a href="#">Day</a>
Segment Notes:					
This segment is used to specify any dates associated with the monetary amounts specified in the previous MOA segment.					
Example:					
DTM+140:30:804'					
Payment is due in 30 days.					

## 5. Segments Layout

---

Segment number: 32

<b>CNT</b> - C 1 - Control total				
Function: To provide control total.				
	EDIFACT	GS1	*	Description
C270 CONTROL	M	M		
6069 Control total type code qualifier	Man..3	M	*	31 = <b>Number of messages</b>
6066 Control total value	Mn..18	M		
6411 Measurement unit code	C an..3	N		
Segment Notes: This segment is used to indicate controls.  Example: CNT+31:12'				

## 5. Segments Layout

---

Segment number: 33

<b>UNT</b> - M 1 - Message trailer				
Function: To end and check the completeness of a message.				
	EDIFACT	GS1	*	Description
0074	Number of segments in the message	M n..6	M	The total number of segments in the message is specified here.
0062	Message reference number	M an..14	M	The message reference numbered detailed here should equal the one specified in the UNH segment.
Segment Notes: This segment is a mandatory UN/EDIFACT segment. It must always be the last segment in the message.  Example: UNT+33+ME000001'				



## 6. Examples

---

### Example 1

The following is an example of a commercial account summary message between a supplier identified by GLN 5411111123451 and a buyer identified by GLN 5412345123453. The message sent on the 1st of July 2002 covers the invoicing period of the 1st to the 30th of June 2002 and has the message number CA5422. The payment currency of the message is defined as being the Euro (EUR).

The message details three transactions, an outstanding invoice and two payments.

The invoice 56241 dated the 14th of May 2002 with the value of 5300 EUR is indicated as being outstanding.

The payments are identified by the remittance advice numbers 3412 and 3480 and are dated the 12th and 25th of June 2002 respectively. Remittance advice 3480 details a payment of 12800 for the full amount invoiced.

The amount remitted for remittance advice number 3412 was 65000 EUR. An adjustment of 7000 EUR was made due to an invoice error and the delivery note number 391 is quoted as supporting information for the actual delivery.

The summary section of the message details the remitted amounts and the outstanding amount by tax rate. 29800 EUR was remitted at 10% VAT, 6000 EUR at 12% VAT, and 42000 EUR at 21% VAT. The outstanding amount of 5300 EUR for the invoice 56241 is detailed as being all at the VAT rate of 21%.

UNH+ ME000001+COACSU:D:01B:UN:EAN004'	Message header
BGM+49E::9+CA5422+9'	Commercial account summary number CA5422
DTM+137:20020701:102'	Message date 1st July 2002
DTM+263:2002060120020630:718'	Message relates to invoicing period 1st to 30th June 2002
NAD+BY+5412345123453::9'	Buyer identified by GLN 5412345123453
NAD+SU+5411111123451::9'	Supplier identified by GLN 5411111123451
CUX+2:BF:11'	Payment currency is the Euro (EUR)
DOC+380+56241'	First document is commercial invoice number 56241
DTM+137:20020514:102'	Document date is the 14th of May 2002
MOA+9:5300'	Amount due/payable equals 5300 EUR
DOC+481+3412'	Second document is remittance advice number 3412
DTM+137:20020612:102'	Document date is 12th of June 2002
MOA+12:65000'	Amount remitted equals 65000 EUR
MOA+39:72000'	Invoice total amount equals 72000 EUR
AJT+9'	Reason for adjustment is invoice error

## 6. Examples

---

MOA+5:-7000'	Adjusted negative amount equals -7000 EUR
RFF+DQ:391'	Reference to delivery note number 391 provided to support reason for adjustment
DOC+481+3480'	Third document is remittance advice number 3480

## 6. Examples

---

DTM+137:20020625:102'	Document date is 25th of June 2002
MOA+12:12800'	Amount remitted equals 12800 EUR
MOA+39:12800'	Invoice total amount equals 12800 EUR
UNS+S'	Message detail/summary section separator
MOA+12:29800'	Amount remitted equals 29800 EUR
TAX+7+VAT+++:::10+S'	Which is subject to vat rate of 10%
MOA+12:6000'	Amount remitted equals 6000 EUR
TAX+7+VAT+++:::12+S'	Which is subject to vat rate of 12%
MOA+12:42000'	Amount remitted equals 42000 EUR
TAX+7+VAT+++:::21+S'	Which is subject to vat rate of 21%
MOA+263:5300'	Outstanding amount equals 5300 EUR
TAX+7+VAT+++:::12+S'	Which is subject to vat rate of 12%
UNT+31+ME000001'	Total number of segments in the message equals 31

### Example 2

The following is an example of a commercial account summary message response between a buyer identified by GLN 5412345123453 and a supplier identified by GLN 5411111123451. The message is sent on the 2nd of July 2002 and has the message number CASR1234. This document is a response to the commercial account summary CA5444, received the 1<sup>st</sup> July 2002. The payment currency of the message is defined as being the Euro (EUR).

The message details two invoices:

The invoice 56241 dated the 14th of June 2002 with the value of 5300 EUR.

The invoice 56243 dated the 15th of June 2002 with the value of 6500 EUR. An adjustment of 700 EUR was made due to an invoice error.

UNH+ ME000001+COACSU:D:01B:UN:EAN004'	Message header
BGM+397+CASR1234+9'	Commercial account summary number CASR1234
DTM+137:20020702:102'	Message date 2 <sup>nd</sup> July 2002
RFF+APQ:12345'	Reference to a previous COACSU
NAD+BY+5412345123453::9'	Buyer identified by GLN 5412345123453
NAD+SU+5411111123451::9'	Supplier identified by GLN 5411111123451
CUX+2:EUR:11'	Payment currency is the Euro (EUR)
DOC+380+56241'	First document is commercial invoice number 56241

## 6. Examples

---

DTM+137:20020614:102'	Document date is the 14th of June 2002
MOA+9:5300'	Amount due/payable equals 5300 EUR
DOC+380+56243'	Second document is commercial invoice number 56243
DTM+137:20020615:102'	Document date is the 15th of June 2002
MOA+9:6500'	Amount due/payable equals 6500 EUR
AJT+9'	Reason for adjustment is invoice error
MOA+5:-700'	Adjusted negative amount equals –700 EUR
UNS+S'	Message detail/summary section separator
MOA+9:11800'	Total Amount due/payable equals 11800 EUR
UNT+18+ME000001'	Total number of segments in the message equals 18

Note:

The EDI interchange will include the UNB..UNZ segments and, if applicable, the UNG..UNE segments. (See part 1 section 5.7).